

Scaled data based on original data using
LM-79-08 Approved Method: Electrical and Photometric Measurements of Solid-
State Lighting Products

Test Report Prepared for
Cooper Lighting Solutions
(formerly Eaton)

Brand: McGRAW-EDISON

Report Number: P200476

Luminaire Tested: **GPC-AF-02-LED-E1-SLL-7060-600**

Issue Date: 3/3/2020

Test Information

Test Method: LM-79-08
Report Number: P200476
TEST IS SCALED FROM IESNA LM-79-08 TEST DATA (P24296)
Test Lab: INNOVATION CENTER P2
Issue Date: 3/3/2020
Manufacturer: COOPER LIGHTING SOLUTIONS (FORMERLY EATON)
Product Line: MCGRAW-EDISON
Catalog Number: GPC-AF-02-LED-E1-SLL-7060-600
Description: GALLEON PEDESTRIAN LUMINAIRE
(2) 70 CRI, 5700K, 615mA LIGHTSQUARES WITH 16 LEDS EACH AND SPILL LIGHT ELIMINATOR LEFT OPTICS
Light Source: -
Ballast/Driver: ELECTRONIC DRIVER

Summary

Lumens per Lamp: N/A
Luminaire Lumens: 7193 lumens
Efficiency: N/A
Efficacy: 109.0 lumens/watt
Luminous Opening: Rectangular (W 1' x L: 0.5' x H: 0')
IES Classification: Type IV - Short - Non-Cutoff
BUG Rating: B1 - U0 - G2

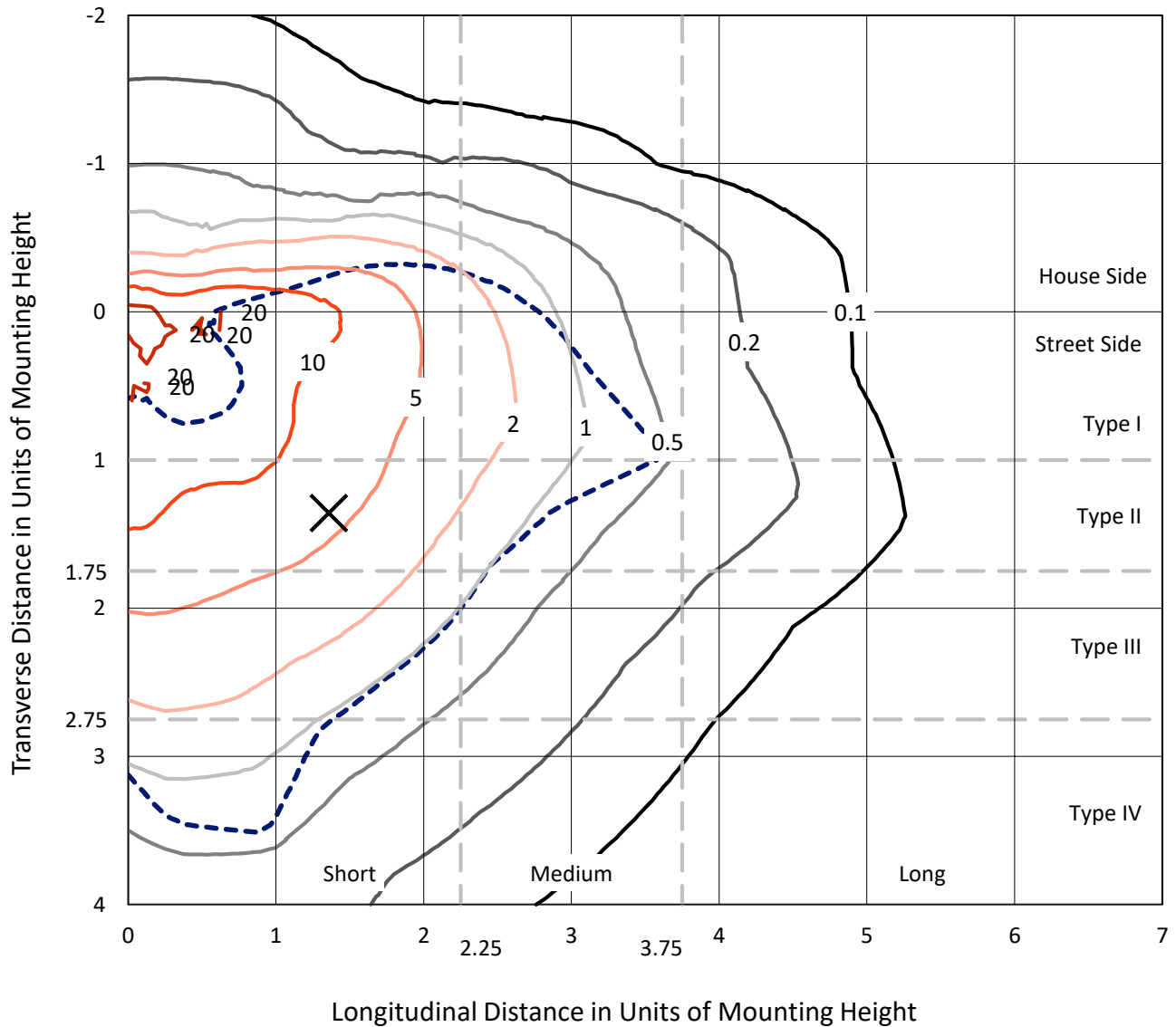
Input Watts (W): 66
Input Voltage (V): NR
Input Current (Ain): NR
Voltage Rise (V): NR
Power Factor: NR
Total Harmonic Distortion (THDi): NR
Frequency (hertz): 60
Stabilization Time: NR
Operation Time: NR
Ambient Temperature (°C): NR
Test Distance: 25 FT



REPORT NUMBER: P200476
 CATALOG NUMBER: GPC-AF-02-LED-E1-SLL-7060-600

Iso-Footcandle Lines of Horizontal Illumination

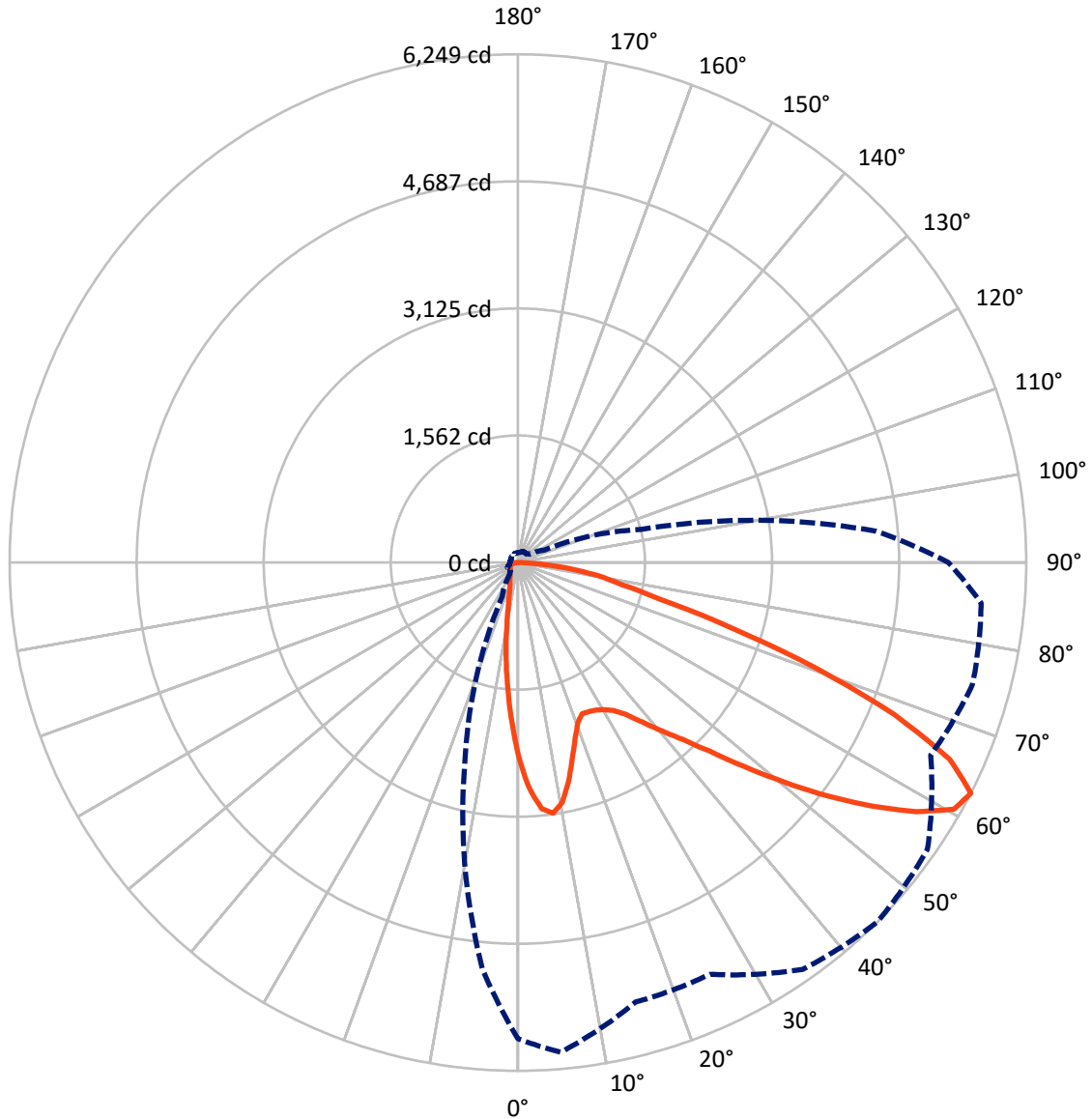
✕ Max cd
 - - - 1/2 Max cd



Based on 10 foot mounting height. Maximum calculated value = 28.6 fc
 Type IV - Short - Non-Cutoff

REPORT NUMBER: P200476
CATALOG NUMBER: GPC-AF-02-LED-E1-SLL-7060-600

Luminous Intensity Polar Plot



— Vertical Plane Through 45-Deg Lateral - - - Horizontal Cone Through 62.5-Deg Vertical

REPORT NUMBER: P200476

CATALOG NUMBER: GPC-AF-02-LED-E1-SLL-7060-600

FLUX DISTRIBUTION:

		Downward	Upward	Total
House Side	Lumens	1190.3	0.0	1190.3
	% Fixture	16.5	0.0	16.5
Street Side	Lumens	6002.7	0.0	6002.7
	% Fixture	83.5	0.0	83.5
Total	Lumens	7193.0	0.0	7193.0
	% Fixture	100.0	0.0	100.0

ZONAL LUMENS:

Zone	Lumens	% Fixture
0°-10°	176.9	2.5
10°-20°	324.4	4.5
20°-30°	473.0	6.6
30°-40°	728.4	10.1
40°-50°	1072.1	14.9
50°-60°	1572.5	21.9
60°-70°	1757.8	24.4
70°-80°	860.6	12.0
80°-90°	227.2	3.2
90°-100°	0.0	0.0
100°-110°	0.0	0.0
110°-120°	0.0	0.0
120°-130°	0.0	0.0
130°-140°	0.0	0.0
140°-150°	0.0	0.0
150°-160°	0.0	0.0
160°-170°	0.0	0.0
170°-180°	0.0	0.0
0°-90°	7193.0	100.0
0°-180°	7193.0	100.0

Coefficient of Utilization



REPORT NUMBER: P200476

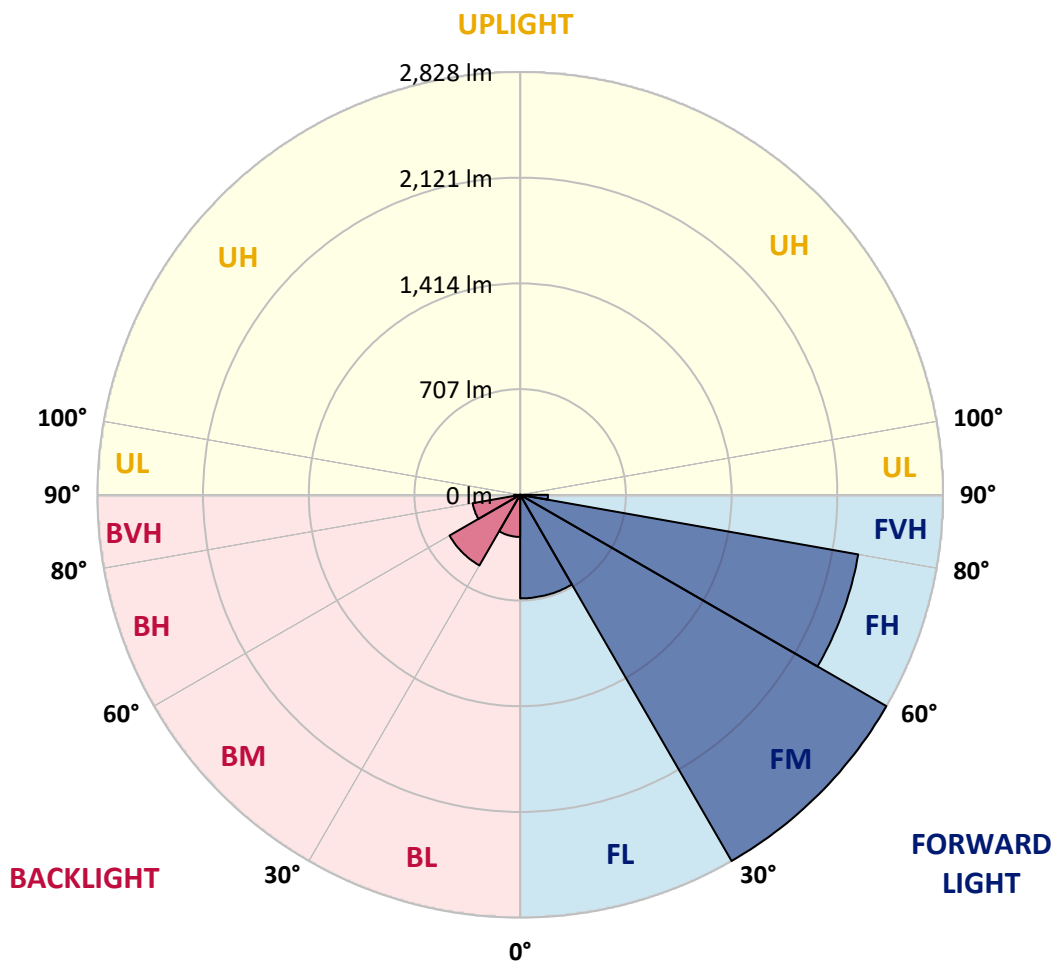
CATALOG NUMBER: GPC-AF-02-LED-E1-SLL-7060-600

LUMINAIRE CLASSIFICATION SYSTEM LUMEN TABLE AND BUG RATING:

Zone		Lumens	% Fixture	Zone Rating/Lumen Limit		
				B	U	G
FL	(0°-30°)	692.7	9.6			
FM	(30°-60°)	2827.6	39.3			
FH	(60°-80°)	2295.8	31.9			G2/5000
FVH	(80°-90°)	186.6	2.6			G2/225
BL	(0°-30°)	281.6	3.9	B1/500		
BM	(30°-60°)	545.4	7.6	B1/1000		
BH	(60°-80°)	322.7	4.5	B1/500		G1/500
BVH	(80°-90°)	40.6	0.6			G1/100
UL	(90°-100°)	0.0	0.0		U0/0	
UH	(100°-180°)	0.0	0.0		U0/0	

BUG Rating: B1-U0-G2

Type IV Short





REPORT NUMBER: P200476
 CATALOG NUMBER: GPC-AF-02-LED-E1-SLL-7060-600

CANDELA DISTRIBUTION (FULL):

	0°	5°	15°	25°	35°	45°	55°	65°	75°	85°	90°
0°	2430.2	2430.2	2430.2	2430.2	2430.2	2430.2	2430.2	2430.2	2430.2	2430.2	2430.2
2.5°	2525.1	2565.4	2644.1	2703.0	2774.6	2791.2	2814.1	2791.6	2751.7	2698.7	2681.3
5°	2374.4	2460.6	2651.6	2819.7	2969.1	3038.7	3058.1	3000.8	2884.9	2732.7	2639.7
7.5°	2132.8	2255.4	2514.0	2761.5	2981.8	3111.9	3108.7	2975.5	2762.3	2514.4	2365.3
10°	1924.5	2064.4	2361.0	2637.8	2871.5	2997.6	2949.0	2778.5	2524.3	2238.8	2077.1
12.5°	1807.8	1945.0	2245.9	2523.9	2719.2	2762.7	2725.6	2558.7	2319.1	2030.4	1888.9
15°	1787.6	1938.3	2200.1	2426.2	2535.8	2497.8	2453.5	2378.8	2209.5	1963.2	1815.7
17.5°	1875.0	2041.1	2252.6	2358.2	2339.6	2273.6	2260.9	2269.3	2228.5	2037.9	1867.9
20°	2042.7	2242.0	2378.0	2326.2	2190.6	2099.6	2102.8	2229.7	2350.3	2227.3	2033.2
22.5°	2278.0	2505.3	2558.7	2343.2	2127.7	2019.7	2045.8	2251.5	2544.5	2504.1	2256.2
25°	2582.4	2789.6	2751.3	2404.9	2134.0	2029.6	2050.6	2326.6	2773.8	2780.9	2532.2
27.5°	2877.4	3069.6	2913.0	2486.7	2160.1	2053.0	2080.6	2444.8	2992.8	3081.4	2847.7
30°	3107.5	3241.2	2977.0	2561.5	2211.5	2098.4	2132.8	2557.1	3092.5	3284.3	3090.5
32.5°	3298.1	3394.2	3079.0	2654.0	2306.0	2170.0	2230.5	2693.5	3236.0	3477.2	3328.2
35°	3541.7	3569.0	3206.0	2757.2	2451.9	2294.6	2369.7	2827.2	3372.8	3672.2	3562.2
37.5°	3827.2	3792.0	3325.8	2898.3	2640.5	2489.5	2551.6	2973.9	3485.5	3893.2	3801.5
40°	4109.5	4024.9	3476.0	3117.4	2915.7	2719.2	2792.8	3130.5	3590.7	4114.6	4035.1
42.5°	4349.5	4224.2	3624.3	3358.2	3172.0	2972.7	3060.5	3288.2	3691.1	4303.6	4238.0
45°	4527.0	4371.2	3765.5	3589.5	3525.1	3309.6	3351.1	3468.9	3799.9	4461.4	4404.9
47.5°	4685.6	4519.1	3925.2	3822.8	3833.9	3747.7	3680.9	3679.3	3928.0	4590.3	4562.6
50°	4897.9	4724.3	4096.8	4063.2	4297.3	4240.0	4092.5	3924.8	4090.1	4736.6	4733.4
52.5°	5190.5	5049.4	4306.4	4322.2	4729.9	4767.4	4584.8	4219.8	4344.0	5005.1	4986.1
55°	5536.5	5454.3	4591.9	4620.0	5260.5	5287.4	5105.9	4588.7	4717.2	5393.8	5341.2
57.5°	5806.6	5789.2	4905.0	4977.4	5656.7	5777.7	5610.9	5015.8	5137.9	5721.2	5589.1
60°	5914.1	5998.4	5238.4	5338.0	6023.3	6157.3	6011.0	5391.0	5510.8	5856.8	5572.1
62.5°	5856.0	6044.2	5593.5	5585.2	6105.1	6249.4	6146.6	5599.8	5787.2	5716.8	5290.2
65°	5587.5	5879.3	5799.5	5521.5	5825.2	5837.0	5803.8	5506.5	5852.4	5274.4	4745.3
67.5°	5002.7	5422.6	5528.2	4975.8	5069.9	4992.8	4937.1	4995.6	5512.4	4611.3	3988.1
70°	4074.7	4706.6	4757.2	3979.8	3937.1	3885.3	3774.2	4095.6	4841.4	3779.3	3164.5
72.5°	2996.0	3660.3	3815.7	2918.9	2721.2	2731.9	2644.1	3086.6	3936.3	2807.4	2362.6
75°	2049.8	2650.4	2985.3	2036.8	1799.5	1803.9	1792.8	2187.0	3135.2	1952.9	1767.9
77.5°	1497.4	1893.6	2251.5	1369.3	1329.4	1304.8	1298.9	1530.2	2403.7	1417.9	1372.9
80°	1201.6	1399.0	1512.4	949.0	1020.6	1018.6	985.8	1052.2	1569.8	1037.2	1026.9
82.5°	833.5	1075.1	1225.4	743.8	688.8	677.3	685.2	783.7	1109.5	709.0	674.2
85°	439.7	714.1	1213.5	659.1	408.9	326.2	405.7	641.7	961.2	375.6	329.0
87.5°	56.1	206.4	803.5	262.9	161.3	87.0	192.6	361.4	617.2	76.7	66.8
90°	0.0	0.0	0.0	0.0	0.0	0.0	0.0	0.0	0.0	0.0	0.0



REPORT NUMBER: P200476
 CATALOG NUMBER: GPC-AF-02-LED-E1-SLL-7060-600

CANDELA DISTRIBUTION (continued):

	95°	105°	115°	125°	135°	145°	155°	165°	175°	180°	185°
0°	2430.2	2430.2	2430.2	2430.2	2430.2	2430.2	2430.2	2430.2	2430.2	2430.2	2430.2
2.5°	2636.6	2584.0	2515.2	2451.5	2385.5	2319.9	2234.1	2180.3	2143.1	2136.0	2120.2
5°	2572.5	2397.8	2265.7	2151.4	2047.8	1901.5	1820.5	1753.2	1717.3	1713.7	1705.0
7.5°	2277.2	2036.0	1857.6	1695.9	1549.2	1431.0	1300.5	1239.6	1214.7	1220.6	1226.6
10°	1969.9	1700.3	1495.4	1330.2	1200.9	1101.2	996.4	925.7	876.6	866.7	864.8
12.5°	1745.3	1449.6	1250.7	1134.0	1034.0	940.3	829.2	745.7	682.1	660.3	645.7
15°	1650.4	1327.0	1118.6	992.9	882.6	763.5	660.3	572.9	514.4	495.4	484.8
17.5°	1670.6	1293.0	1027.7	866.7	725.6	601.4	471.3	396.6	361.4	352.3	352.3
20°	1776.6	1286.7	952.5	750.5	574.5	430.6	323.8	281.1	269.7	268.5	271.6
22.5°	1925.2	1308.8	896.4	649.7	446.4	314.4	252.3	236.5	231.3	232.5	236.1
25°	2146.7	1383.5	855.7	559.9	350.3	257.4	225.0	215.5	213.1	216.3	220.6
27.5°	2409.2	1458.3	830.4	492.3	295.8	235.3	213.9	204.0	205.6	209.6	213.5
30°	2639.7	1519.6	790.4	444.0	278.8	236.5	213.9	200.5	198.9	199.7	200.9
32.5°	2846.5	1561.1	743.8	398.2	240.4	210.0	199.7	197.7	189.0	185.8	186.2
35°	3024.9	1561.1	715.7	371.3	215.5	186.2	169.6	159.7	155.4	155.8	160.1
37.5°	3196.9	1529.8	701.9	356.3	202.1	177.1	162.5	153.8	147.9	146.7	147.5
40°	3348.7	1484.4	686.0	349.9	191.8	171.6	157.8	150.7	144.3	142.3	142.7
42.5°	3470.5	1447.6	668.6	341.6	185.4	167.7	154.6	148.3	141.2	139.2	138.8
45°	3602.2	1435.3	645.7	325.0	188.6	168.0	153.8	147.1	140.0	137.6	136.8
47.5°	3775.8	1473.7	622.0	305.3	195.3	170.0	155.0	147.1	139.6	137.6	136.8
50°	3994.4	1563.8	591.9	276.4	188.6	175.6	154.6	145.9	139.6	137.6	136.0
52.5°	4275.2	1685.6	552.4	243.2	184.7	189.0	153.8	143.5	137.6	134.8	132.1
55°	4616.4	1785.3	505.3	215.9	175.6	185.4	152.6	140.8	134.4	130.5	128.1
57.5°	4866.3	1821.3	444.8	198.1	162.9	179.5	151.0	137.2	130.5	127.3	124.2
60°	4816.9	1751.7	393.8	187.0	155.4	162.1	149.9	134.0	126.9	124.6	121.8
62.5°	4421.1	1569.8	361.0	181.9	150.7	147.9	151.0	130.9	123.8	121.4	120.6
65°	3827.6	1301.3	348.0	180.7	146.7	139.6	140.4	127.3	120.2	118.2	117.4
67.5°	3157.3	1050.2	336.5	184.7	141.6	133.6	129.7	122.6	116.6	114.7	113.1
70°	2489.9	873.5	331.4	182.3	135.2	127.7	123.4	117.4	112.3	110.3	109.1
72.5°	2005.1	737.8	328.6	179.9	126.9	119.8	115.9	110.7	105.2	104.4	103.2
75°	1696.7	580.1	300.9	172.4	117.4	110.3	107.6	102.8	97.3	97.3	96.5
77.5°	1308.8	419.5	250.3	152.6	107.6	99.6	97.3	93.7	87.4	88.6	88.2
80°	966.8	273.6	195.7	126.5	95.3	87.8	86.6	83.0	76.3	77.9	77.9
82.5°	662.3	179.5	140.8	103.6	81.5	74.3	74.3	70.8	63.3	64.1	66.4
85°	332.5	123.4	105.2	80.3	63.3	59.7	59.7	56.9	49.4	49.8	53.0
87.5°	101.2	74.3	69.6	57.3	45.5	44.7	42.7	40.7	36.0	35.6	37.6
90°	0.0	0.0	0.0	0.0	0.0	0.0	0.0	0.0	0.0	0.0	0.0



REPORT NUMBER: P200476

CATALOG NUMBER: GPC-AF-02-LED-E1-SLL-7060-600

CANDELA DISTRIBUTION (continued):

	195°	205°	215°	225°	235°	245°	255°	265°	270°	275°	285°
0°	2430.2	2430.2	2430.2	2430.2	2430.2	2430.2	2430.2	2430.2	2430.2	2430.2	2430.2
2.5°	2096.1	2073.5	2046.2	1986.1	1966.0	1964.8	1983.0	1964.0	2000.4	1985.0	2002.0
5°	1690.4	1668.2	1637.8	1561.1	1514.4	1482.8	1467.8	1423.5	1455.5	1432.2	1451.5
7.5°	1243.2	1248.3	1228.1	1183.1	1081.4	1030.4	1000.4	973.5	996.8	994.5	1031.6
10°	873.9	887.7	873.5	828.0	745.7	717.7	723.2	733.9	764.3	780.1	837.5
12.5°	629.1	628.3	619.2	578.5	524.3	527.5	550.0	568.6	596.7	613.3	671.8
15°	469.7	462.6	458.7	425.5	394.6	401.3	412.4	414.4	432.2	442.1	489.5
17.5°	355.1	358.6	363.0	339.3	315.9	311.6	302.9	292.2	297.3	299.3	323.0
20°	281.9	296.2	306.8	290.2	266.5	253.9	242.8	235.7	235.7	235.3	242.0
22.5°	246.3	256.6	268.1	256.6	235.3	224.2	217.9	212.3	211.5	211.5	217.9
25°	227.0	234.5	245.5	237.6	221.8	213.5	207.6	200.5	197.7	196.9	201.3
27.5°	217.5	220.6	226.2	219.1	205.6	201.7	200.1	193.8	190.2	188.2	192.6
30°	201.3	200.5	200.9	193.8	183.1	182.7	185.4	186.6	185.4	185.1	191.8
32.5°	186.2	184.7	184.3	177.9	168.0	165.7	168.0	170.4	173.2	177.1	185.1
35°	167.3	171.2	173.6	168.0	156.2	149.1	146.3	142.0	139.6	139.6	148.7
37.5°	152.2	161.3	164.9	159.7	146.7	136.8	132.1	131.3	131.7	133.3	142.0
40°	147.1	153.8	157.0	151.8	138.8	129.7	126.9	126.1	126.9	129.3	138.0
42.5°	143.9	148.7	148.3	142.0	131.3	124.9	123.4	122.6	123.4	125.7	135.2
45°	141.2	144.3	141.2	133.6	123.8	120.6	121.0	120.6	121.4	123.8	132.9
47.5°	138.8	140.0	136.0	128.5	118.2	117.4	119.0	120.2	121.0	123.0	132.5
50°	135.2	135.2	131.7	123.8	113.5	113.9	115.9	118.6	119.0	121.4	128.9
52.5°	130.9	130.5	128.1	120.6	109.5	110.7	110.7	113.9	114.7	117.4	125.3
55°	127.3	126.5	125.3	118.2	106.0	107.9	106.8	107.9	109.9	112.7	121.4
57.5°	124.2	122.6	122.6	116.3	103.2	104.0	101.2	102.8	105.2	107.6	116.6
60°	121.0	119.4	120.2	113.5	98.9	98.1	96.9	100.0	100.8	103.6	112.7
62.5°	117.4	116.3	116.6	110.3	95.7	93.7	93.7	96.5	96.9	100.8	109.5
65°	114.7	113.1	112.7	107.2	92.1	89.8	90.9	92.1	92.9	96.9	105.2
67.5°	111.9	108.7	108.7	104.4	88.2	85.8	88.2	87.8	89.0	92.5	99.2
70°	108.3	104.0	104.4	102.4	84.2	81.5	83.4	83.0	83.8	86.2	92.9
72.5°	102.8	99.2	100.0	99.2	80.3	76.3	77.1	77.1	77.1	79.1	86.2
75°	95.7	92.9	95.3	97.3	75.5	70.0	70.8	70.8	69.6	70.8	79.5
77.5°	87.0	85.4	93.3	90.5	70.0	63.3	63.3	62.5	60.1	61.7	71.2
80°	77.5	76.3	86.2	75.9	63.7	55.0	54.2	52.2	49.8	51.0	60.5
82.5°	67.6	66.4	72.4	58.1	55.0	45.5	43.5	39.9	37.6	38.8	47.4
85°	55.4	55.4	55.8	43.9	41.9	34.8	32.4	27.7	24.9	25.7	34.0
87.5°	39.5	40.7	37.6	30.1	24.9	19.4	17.8	15.0	12.7	14.6	17.8
90°	0.0	0.0	0.0	0.0	0.0	0.0	0.0	0.0	0.0	0.0	0.0



REPORT NUMBER: P200476

CATALOG NUMBER: GPC-AF-02-LED-E1-SLL-7060-600

CANDELA DISTRIBUTION (continued):

	295°	305°	315°	325°	335°	345°	355°	360°
0°	2430.2	2430.2	2430.2	2430.2	2430.2	2430.2	2430.2	2430.2
2.5°	2088.9	2132.4	2181.9	2245.1	2299.3	2388.3	2473.7	2525.1
5°	1561.9	1634.2	1724.4	1840.2	1948.2	2110.3	2271.2	2374.4
7.5°	1117.8	1195.3	1292.6	1437.3	1589.9	1796.7	2009.5	2132.8
10°	924.9	1004.3	1086.2	1183.9	1308.8	1533.8	1785.3	1924.5
12.5°	765.1	850.1	938.3	1041.1	1157.0	1357.8	1647.7	1807.8
15°	585.6	680.5	784.5	914.6	1059.7	1291.8	1613.7	1787.6
17.5°	401.3	507.3	635.0	795.6	973.1	1270.4	1674.6	1875.0
20°	276.4	353.5	489.9	678.1	891.6	1267.7	1791.6	2042.7
22.5°	231.3	265.7	365.4	570.2	830.4	1301.7	1973.1	2278.0
25°	213.9	234.5	291.8	476.5	785.7	1380.0	2223.0	2582.4
27.5°	203.6	222.2	264.9	415.2	750.5	1470.9	2466.2	2877.4
30°	207.6	226.6	257.4	383.9	702.6	1546.8	2682.1	3107.5
32.5°	187.0	195.3	220.6	356.3	668.2	1610.5	2871.1	3298.1
35°	159.3	174.0	196.9	343.2	669.0	1653.2	3077.1	3541.7
37.5°	151.8	166.5	183.1	338.5	678.1	1698.7	3313.5	3827.2
40°	147.1	160.5	174.8	335.7	686.8	1740.2	3545.2	4109.5
42.5°	143.9	156.2	174.0	326.2	691.2	1777.4	3735.8	4349.5
45°	143.5	156.2	177.1	316.7	697.9	1817.3	3895.6	4527.0
47.5°	143.9	161.3	171.2	305.3	697.9	1884.1	4083.0	4685.6
50°	142.3	170.0	164.9	289.0	681.7	2010.7	4340.0	4897.9
52.5°	141.6	168.8	152.6	264.1	653.6	2211.5	4669.4	5190.5
55°	139.6	162.9	143.9	227.0	620.8	2430.6	5022.1	5536.5
57.5°	137.6	144.3	139.2	194.5	570.2	2584.8	5264.9	5806.6
60°	154.2	126.1	135.2	178.7	502.6	2627.1	5255.4	5914.1
62.5°	142.7	118.2	130.1	175.2	455.1	2508.5	5012.6	5856.0
65°	111.9	113.1	124.9	185.4	442.5	2194.1	4582.4	5587.5
67.5°	102.4	107.9	119.8	198.5	443.6	1756.8	3939.5	5002.7
70°	96.5	102.4	113.9	205.2	446.8	1309.6	3114.6	4074.7
72.5°	89.8	94.9	107.2	206.4	426.3	951.4	2400.5	2996.0
75°	81.8	86.6	97.7	179.9	353.1	659.9	1836.3	2049.8
77.5°	72.8	76.3	85.8	138.8	262.2	422.3	1378.4	1497.4
80°	62.1	64.1	72.0	101.6	179.5	264.1	1090.5	1201.6
82.5°	49.8	50.6	55.8	76.3	116.6	169.6	730.3	833.5
85°	35.2	35.2	38.4	55.4	79.5	107.6	396.6	439.7
87.5°	16.6	17.0	17.0	30.4	41.5	54.6	91.3	56.1
90°	0.0	0.0	0.0	0.0	0.0	0.0	0.0	0.0

(END OF REPORT)